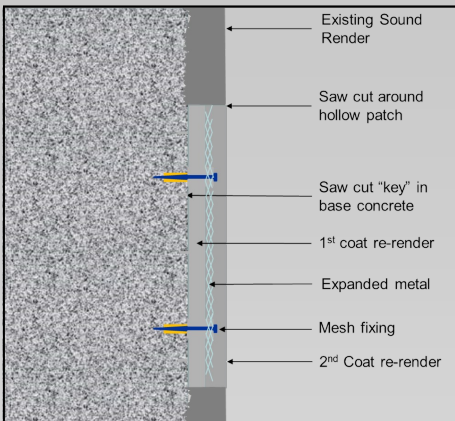





DEBONDED RENDER REPAIR - ROYAL ORCHID SHERATON HOTEL

Following a full visual and “hammer tap” survey of the entire 32,000m² external facade of the Hotel, emergency repairs were carried out where it was deemed there was a real risk of render failure.

The majority of areas of debonded render were repaired using a “render pinning” technique however in a cases where the render was particularly thick and at risk, traditional repairs were carried out.



1. Saw cut demarcation of hollow area and grid cutting of patch.
2. Careful removal of render by hand.
3. Saw cutting “key” in base.
4. Installation of mesh fixings and surface preparation.
5. First coat re-render.
6. Completion of first coat.
7. Installation of expanded metal mesh.
8. Mesh completed.
9. Second coat render
10. Finishing
11. Completed patch repair



**“SPECIALIST SOLUTIONS
FOR THE
CONSTRUCTION INDUSTRY”**

HAMMERSMITH LIMITED

171 Soi Lad Prao 26, Ladprao Road
Chompol, Chatuchak,

Bangkok, 10900, THAILAND

Phone: (+66 81 617 2139)

Email: email@hammersmithgroup.com

Web: www.hammersmithgroup.com